

Keepers of the Flame



www.VirginiaCapitol.gov

©Virginia Capitol Foundation, 2014
Student Activity Book

Table of Contents

Introduction.....	2
What is a Keeper of the Flame?.....	4
Keepers of the Flame Data Chart.....	5
Draw and Color a Keeper.....	7
Similarities and Differences.....	8
Dinner with a Keeper of the Flame.....	9
How Will You Keep the Flame Alive?.....	10
Tech it Up: Find Out More!.....	11
Teacher Notes.....	13

Introduction

*It has been given to some to handle the light.
To mold it, to craft it, to bend it to right.
By pulse and reflection it points out the way.*

*We learn by light, we grow by light.
We sit in the dark transfixed by its sight
And as the light flickers, our hearts respond
We can see the connections, we can feel the bonds*

*For as long as anyone can remember
There has been representative
Government in this idyllic setting that
Came to be known as America.*

*Excerpt from "Light and Soul"
© 11/5/96 John Charles Thomas – All Rights Reserved*

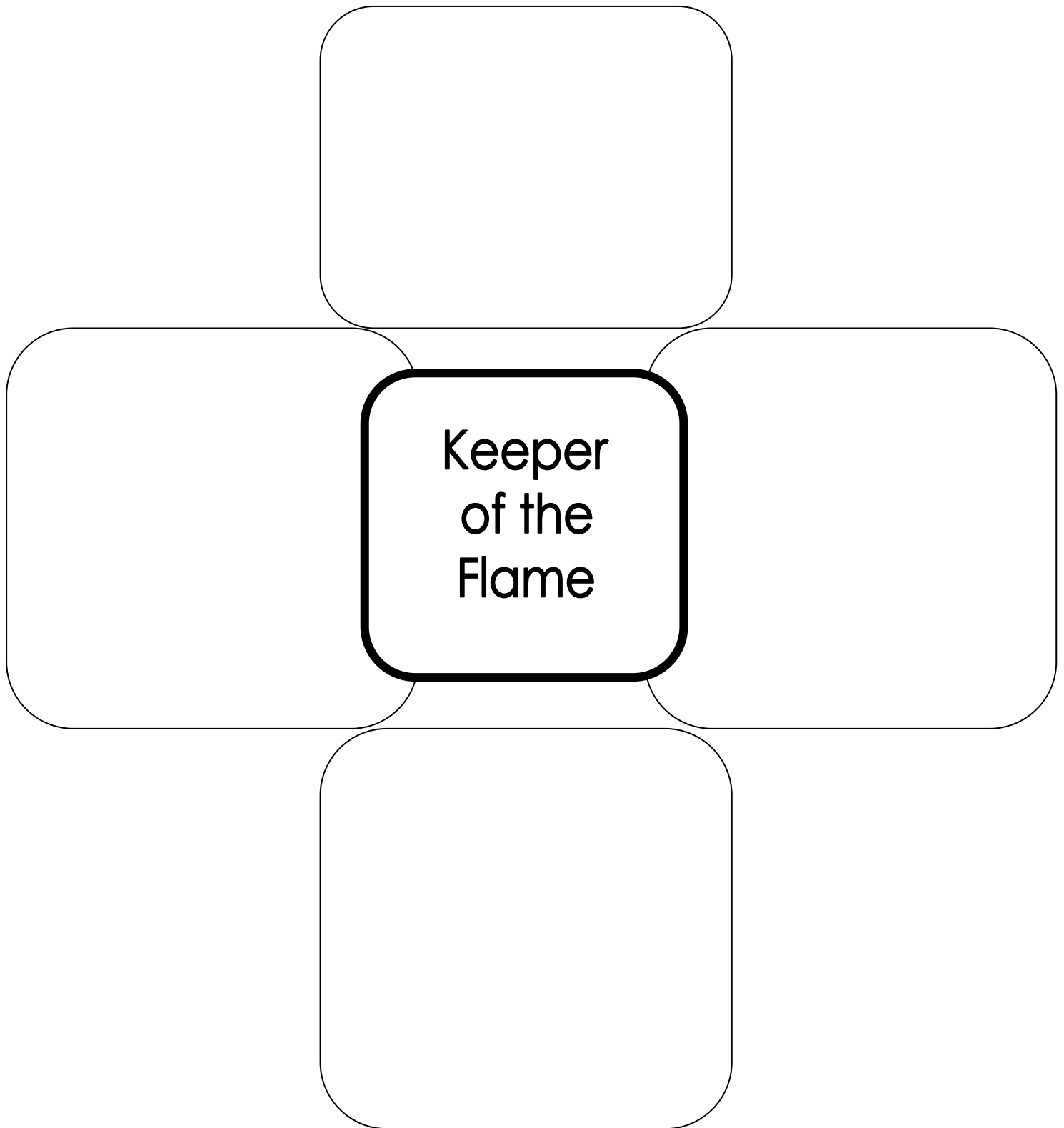
The narrator reads from a poem that tells us about the light of liberty in our country. The persons responsible for caring for the light of liberty are called Keepers of the Flame. The Keepers of the Flame make sure that liberty is maintained and that everyone is treated fairly.

The government in the United States of America, and Virginia, is called a representative government. This means that voters choose leaders, like our governor and legislators, to make laws and run the government. As citizens, we have responsibilities, too. The leaders and all citizens must work together to make our state and our country a better place.

This Student Activity Book will help you reflect on what you learned while watching the Keepers of the Flame film. At the end of the Student Activity Book, you have the opportunity to share how you will be a Keeper of the Flame and help improve your community.



Directions: Draw and label pictures that show attributes and characteristics of a Keeper of the Flame.



Keepers of the Flame Data Chart

Directions: Take notes or draw pictures about what you learn about each Keeper of the Flame while watching the film.

Name of Keeper of the Flame	Notes & Pictures
Powhatan, Paramount Chief	
Thomas Jefferson	
Patrick Henry	
George Washington	
James Madison	

James Monroe

John Marshall

Robert E. Lee

Abraham Lincoln

James William Bland

**Lila Meade Valentine
& Ida Mae Thompson**

Barbara Johns

Draw and Color a Keeper

Directions: Pick one Keeper of the Flame who was shown in the film. Write the name of the Keeper of the Flame you chose on the line below.

Draw an image that reminds you of the Keeper of the Flame you chose. An image is like a photograph or drawing of a scene.



What story does your image tell about this person?

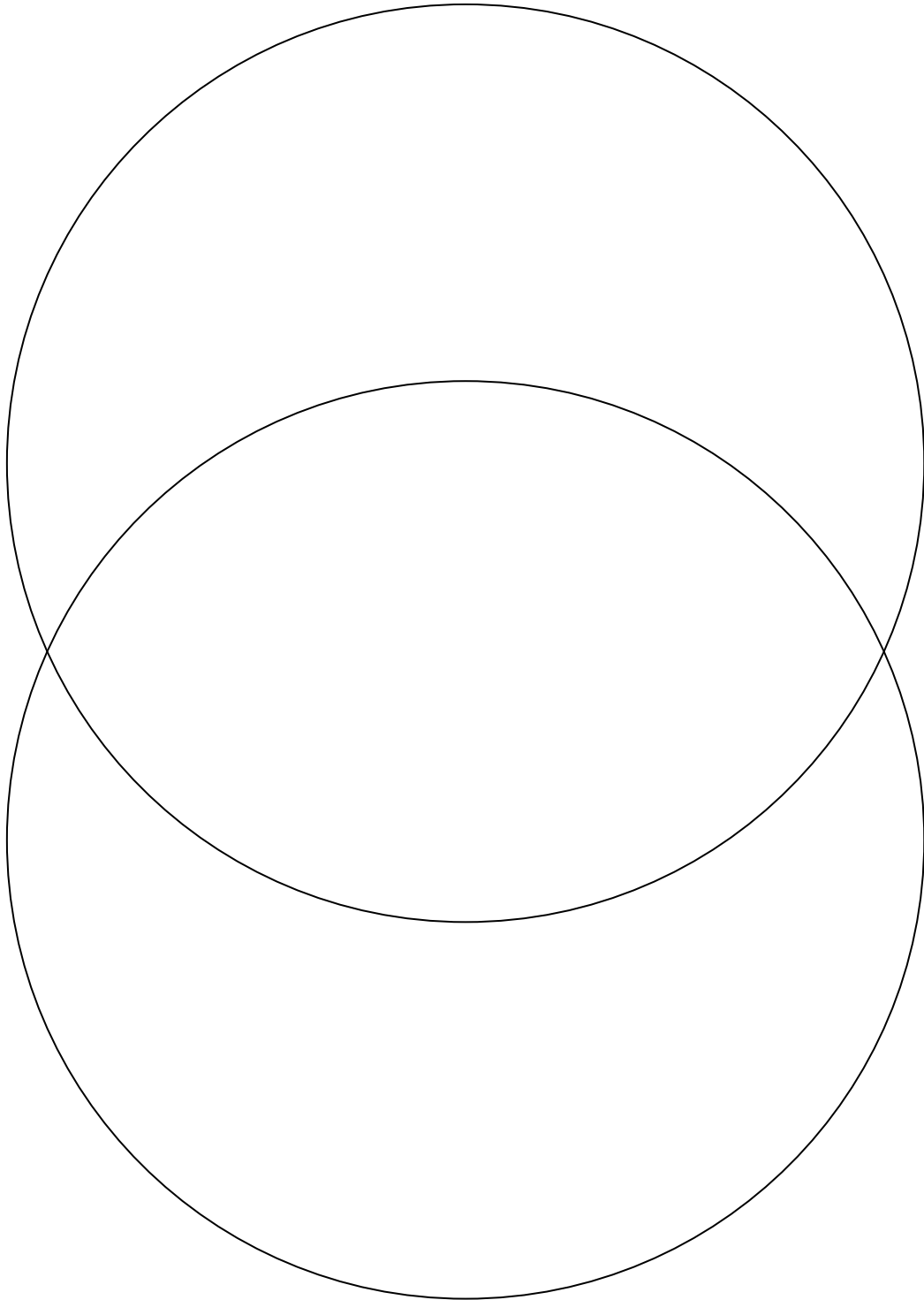
Choose a color that best represents this person and color it in the box.



Describe why you chose this color:

Similarities and Differences

Directions: Complete the Venn diagram using words and pictures to compare two Keepers of the Flame.









How Will You Keep the Flame Alive?

Part 1 Directions: Draw and label pictures of three ways you can make the world a better place as a Keeper of the Flame.

Part 2 Directions: Name a modern Keeper of the Flame who you know, have read about in a book, or have heard about recently in the news. Write the Keeper of the Flame's name in the box below.

--

Tech it Up: Find Out More!

Description	QR Code	Website
Virginia Capitol Foundation Website		www.virginiacapitol.gov
Virginia's First People Website		http://virginiaindians.pwnet.org/
Jamestown/Yorktown Foundation Website		www.historyisfun.org
Thomas Jefferson's Monticello Website		www.monticello.org
George Washington's Mount Vernon Website		www.mountvernon.org
Patrick Henry – Historic St. John's Church Website		www.historicstjohnschurch.org

Description	QR Code	Website
James Madison's Montpelier Website		www.montpelier.org
James Monroe's Ashland-Highland Website		www.ashlawnhighland.org
Robert E. Lee's Arlington House Website		www.nps.gov/museum/exhibits/arho/
Abraham Lincoln – Lincoln Presidential Library and Museum Website		www.lincolnlibraryandmuseum.com
James William Bland – Encyclopedia of Virginia Website		www.encyclopediavirginia.org/Bland_James_William_D_1844-1870
Lila Meade Valentine & Ida Mae Thompson – Library of Virginia Website		www.lva.virginia.gov/exhibits/treasures/perorg/porg-g6.htm
Babara Johns Website – Smithsonian Institute Website		www.americanhistory.si.edu/brown/history/4-five/farmville-virginia-1.html

Teacher Notes

This Student Activity Book is for use with the film, *Keepers of the Flame*. The film was created for the Virginia Capitol Foundation with assistance from actor, filmmaker, and Virginia native Tim Reid. The film is available for viewing at the Virginia Capitol's Visitor Center. Links to the film are also provided on the Virginia Capitol Foundation's website: www.viriniacapitol.gov and on the General Assembly website: <http://viriniageneralassembly.gov>

Narrated by Thomas Jefferson, portrayed by Bill Barker, the film enhances student experiences by featuring compelling stories of individuals who have made an impact on Virginia history – from well-known figures like Jefferson and George Washington to lesser-known citizens like Barbara Johns who proved that everyone can make a difference.

Teachers of Virginia Studies, and other related classes, may choose to view the film before, during, or at the conclusion of teaching about Virginia history.

The film and Student Activity Book correlate with the 2008 History and Social Science Standards of Learning for Virginia Studies.

Teachers may want to assign specific activities in the Student Activity Book as independent or paired work during language arts and social studies.

*Select Pages Adapted from *Making Thinking Visible*,
by Ron Ritchhart, Mark Church, and Karin Morrison